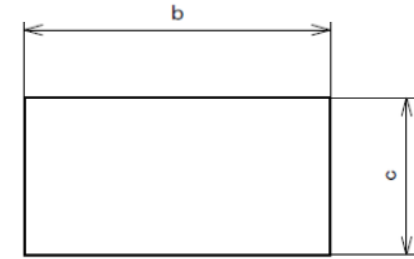
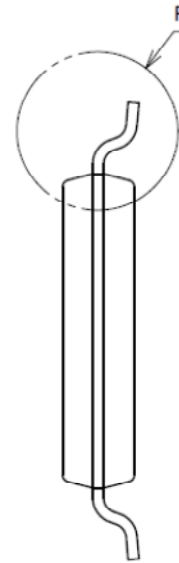
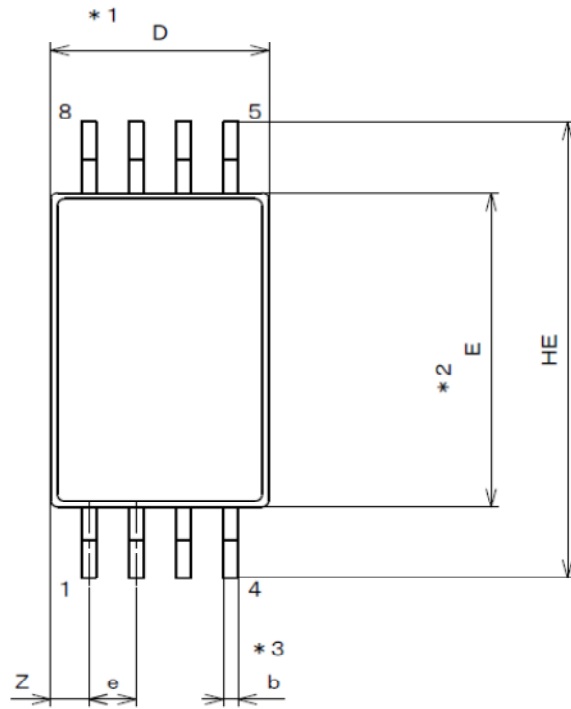


PKG TYPE

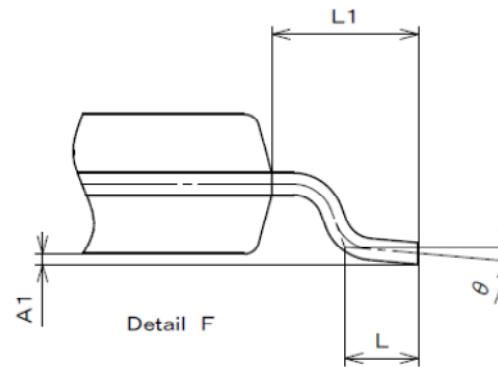
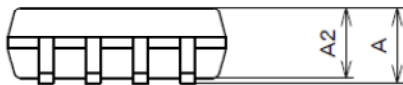
TSSOP8

NOTE)

1. DIMENSIONS \* 1 (Nom) AND \* 2 DO NOT INCLUDE MOLD FLASH
2. DIMENSION \* 3 DO NOT INCLUDE TRIM OFFSET



Terminal cross section  
(Ni/Pd/Au plating)



Reference Symbol	Dimension in Millimeters		
	Min	Non	Max
D	—	3	—
E	—	4.4	—
A2	0.95	1	1.05
A1	0.03	0.065	0.1
A	—	—	1.1
b	0.15	0.22	0.3
c	0.12	0.17	0.22
θ	0°	—	8°
HE	—	6.4	—
e	—	0.65	—
Z	—	0.525	—
L	—	0.5	—
L1	—	1	—