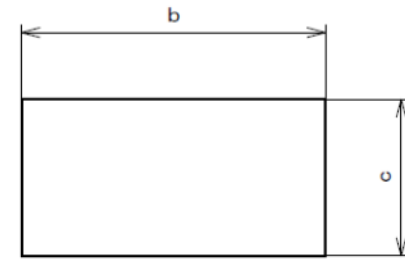
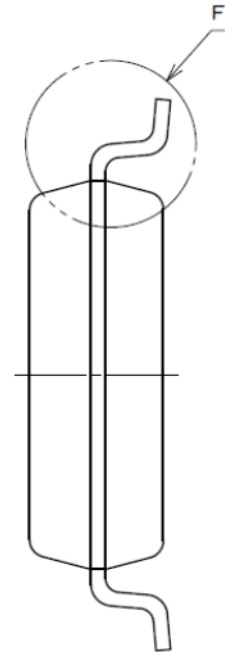
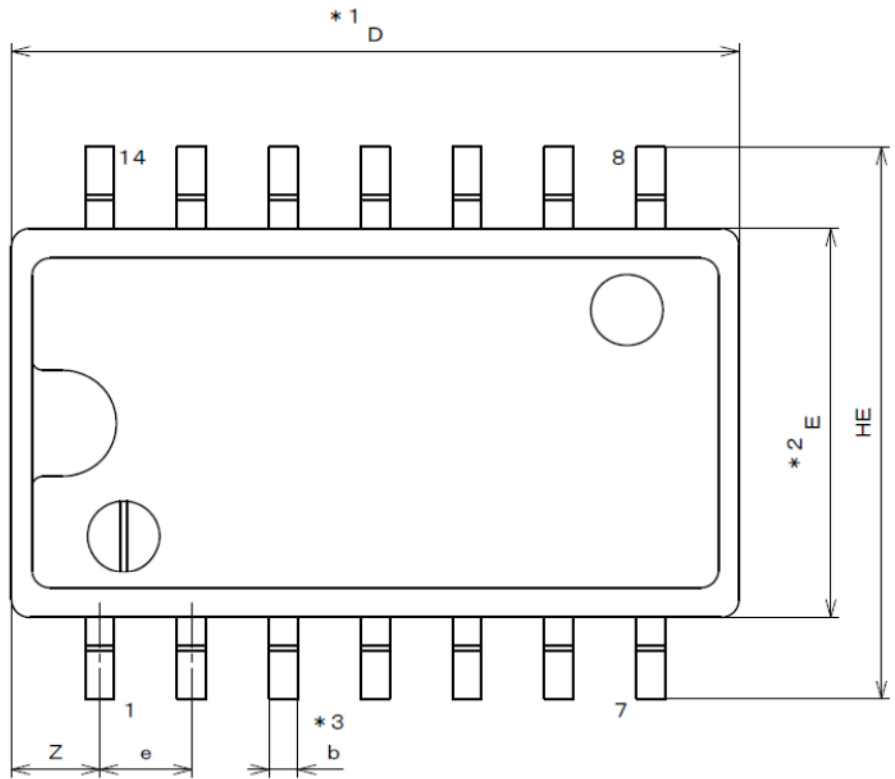


PKG TYPE

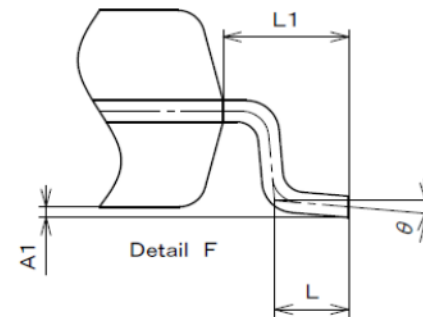
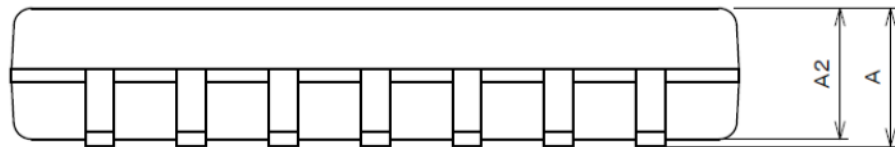
SOP14

NOTE)

1. DIMENSIONS " * 1 (Nom) " AND " * 2 "
- DO NOT INCLUDE MOLD FLASH
2. DIMENSION " * 3 " DOSE NOT INCLUDE TRIM OFFSET



Terminal cross section
(Ni/Pd/Au plating)



Reference Symbol	Dimension in Millimeters		
	Min	Non	Max
D	—	10.06	—
E	—	5.5	—
A2	1.7	1.85	2
A1	0	0.1	0.2
A	—	—	2.2
b	0.34	0.42	0.5
c	0.17	0.22	0.27
θ	0°	—	8°
HE	—	7.8	—
e	—	1.27	—
Z	—	1.22	—
L	—	0.7	—
L1	—	1.15	—