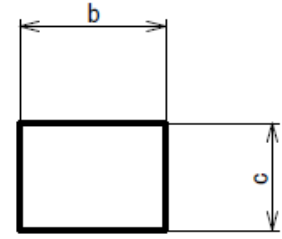
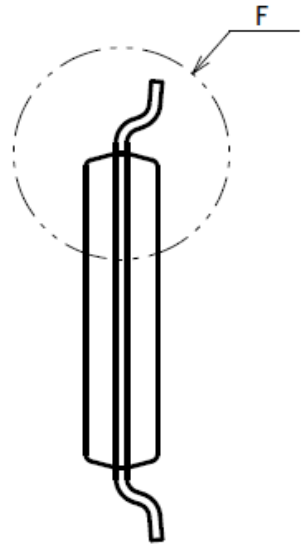
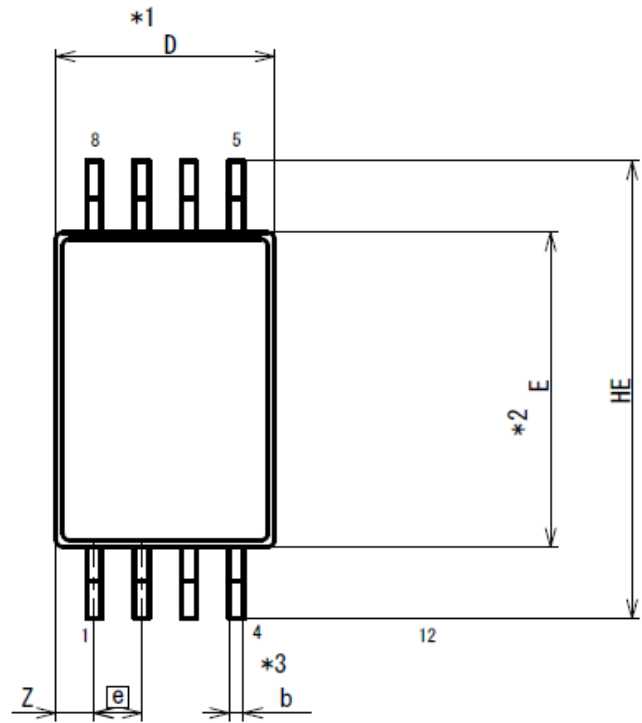
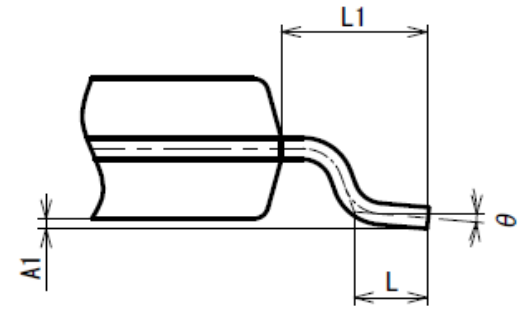



PKG TYPE	PKG CODE
TSSOP8	TTP8

NOTE)
 1. DIMENSIONS "*1 (Nom) "AND" *2"
 DO NOT INCLUDE MOLD FLASH.
 2. DIMENSION "*3" DOES NOT
 INCLUDE TRIM OFFSET.



Terminal cross section
(Ni/Pd/Au plating)



Detail F

Reference Symbol	Dimension in Millimeters		
	Min	Nom	Max
D	2.90	3.00	3.10
E	4.30	4.40	4.50
A2	0.95	—	1.05
A1	0.03	—	0.10
A	—	—	1.10
b	0.15	0.20	0.25
c	0.10	0.15	0.20
θ	0°	—	8°
HE	6.20	6.40	6.60
e	—	0.65	—
Z	—	—	0.805
L	0.40	0.50	0.60
L1	0.85	1.00	1.10