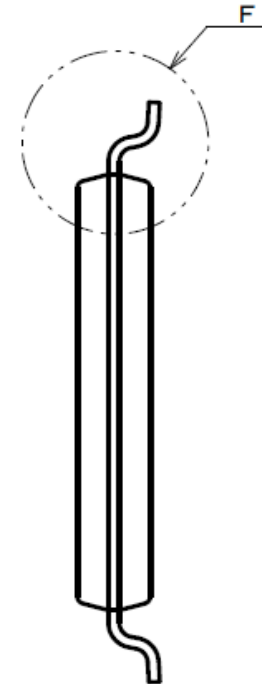
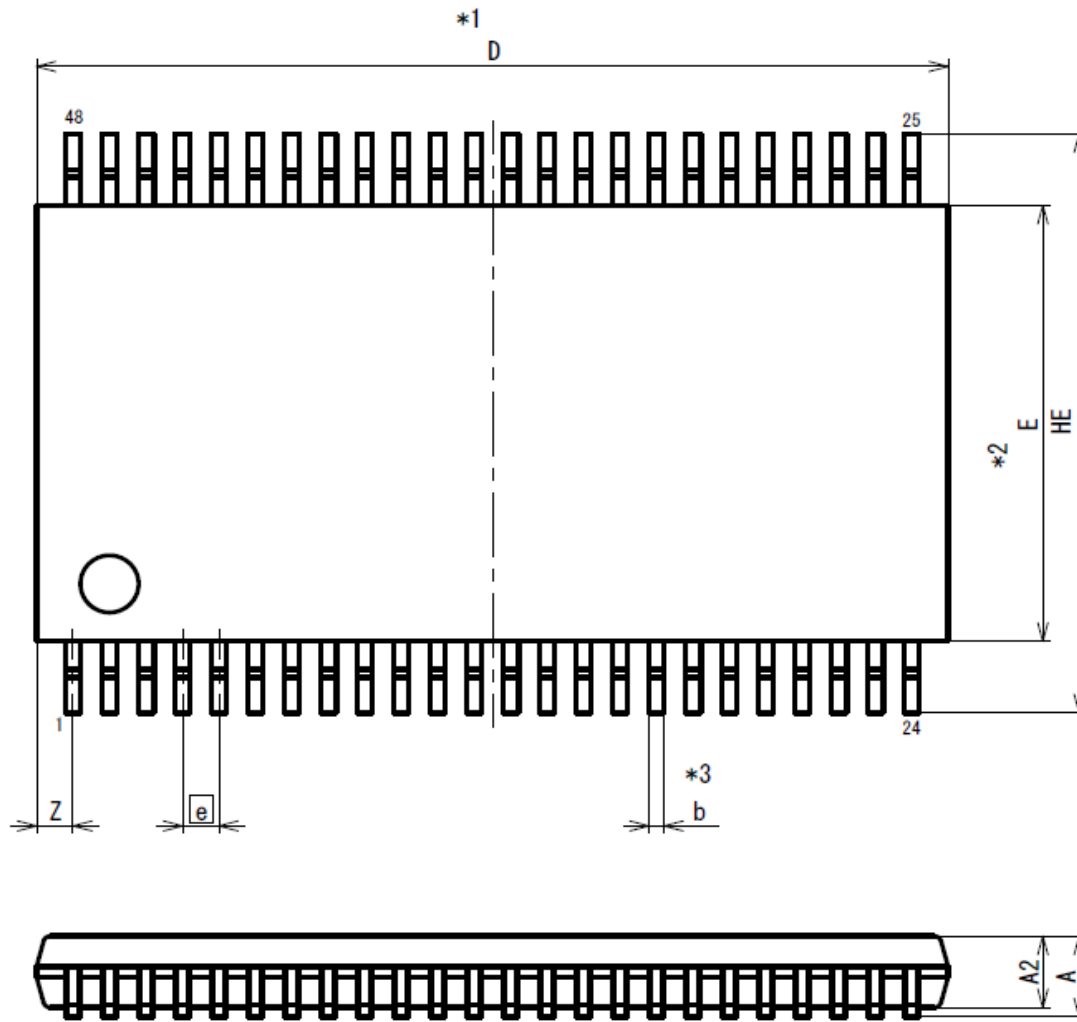
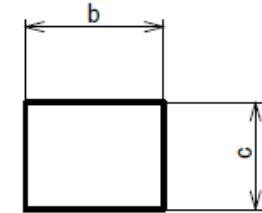


PKG TYPE  
TSSOP48

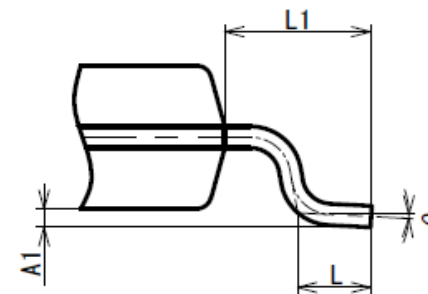
PKG CODE  
TTP-48DB



- NOTE)
1. DIMENSIONS  $*1$  (Nom) "AND"  $*2$  DO NOT INCLUDE MOLD FLASH.
  2. DIMENSION  $*3$  DOES NOT INCLUDE TRIM OFFSET.



Terminal cross section  
(Ni/Pd/Au plating)



Detail F

Reference Symbol	Dimension in Millimeters		
	Min	Nom	Max
D	—	12.5	—
E	—	6.10	—
A2	0.95	1.00	1.05
A1	0.08	0.13	0.18
A	—	—	1.20
b	0.14	0.19	0.24
c	0.10	0.15	0.20
$\theta$	0°	3°	8°
HE	7.95	8.10	8.25
$e$	—	0.50	—
Z	—	0.50	—
L	0.40	0.50	0.60
L1	—	1.00	—