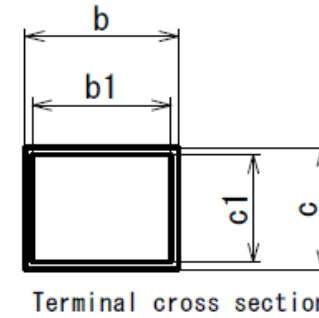
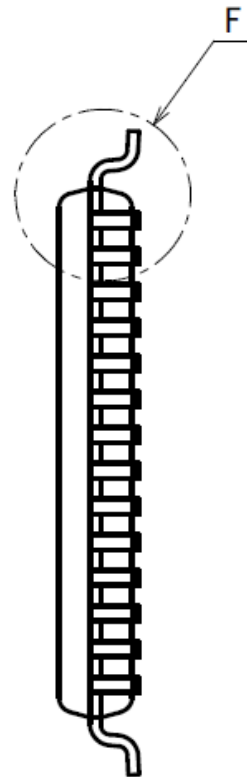
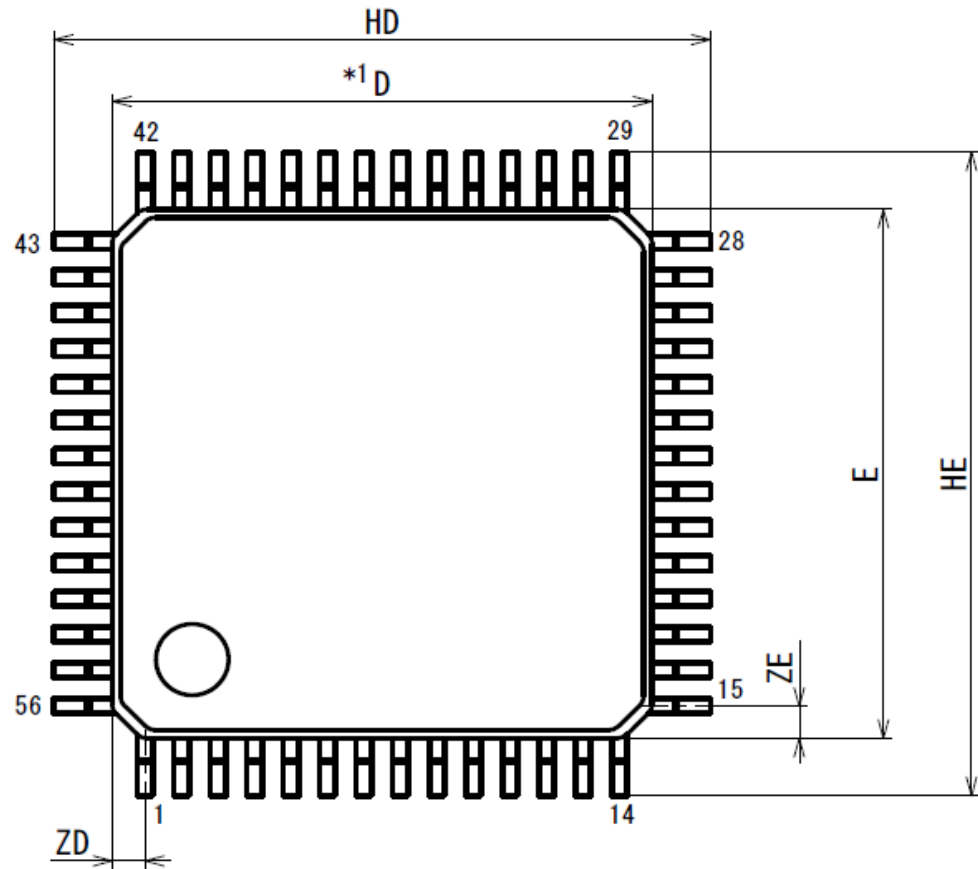
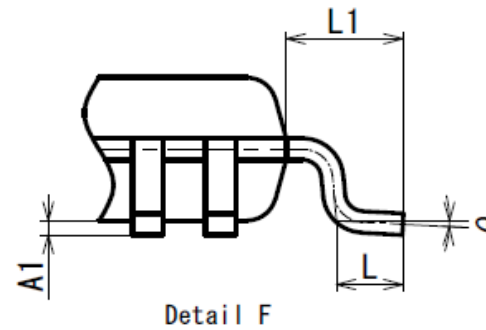
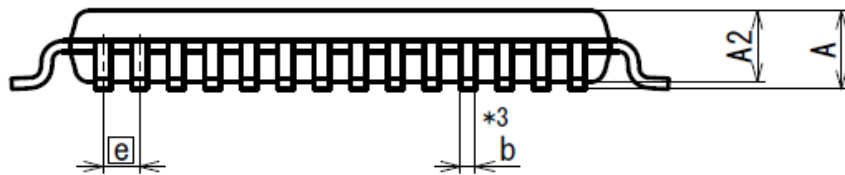


PKG TYPE	PKG CODE
TQFP074074-56	TFP-56A



- NOTE)
1. DIMENSIONS *1 (Nom) AND *2 DO NOT INCLUDE MOLD FLASH.
 2. DIMENSION *3 DOES NOT INCLUDE TRIM OFFSET.
 3. b1, c1 DIMENSIONS ARE TO BE BEFORE SOLDER COAT.



Reference Symbol	Dimension in Millimeters		
	Min	Nom	Max
D	—	7.40	—
E	—	7.40	—
A2	—	1.00	—
HD	8.80	9.00	9.20
HE	8.80	9.00	9.20
A	—	—	1.20
A1	0.05	0.10	0.15
b	0.16	0.21	0.26
b1	0.15	0.19	0.23
c	0.12	0.17	0.22
c1	0.11	0.15	0.19
θ	0°	—	8°
e	—	0.50	—
ZD	—	0.45	—
ZE	—	0.45	—
L	0.35	0.45	0.55
L1	—	0.80	—