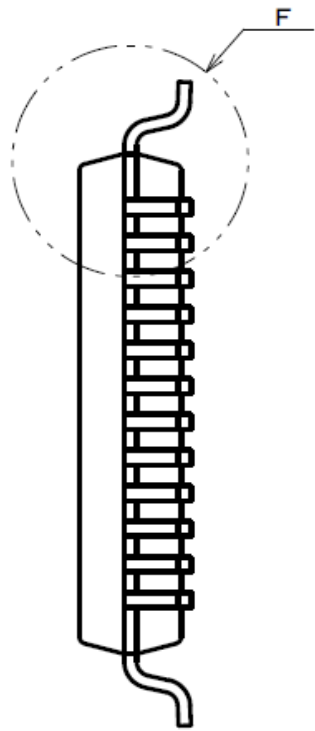
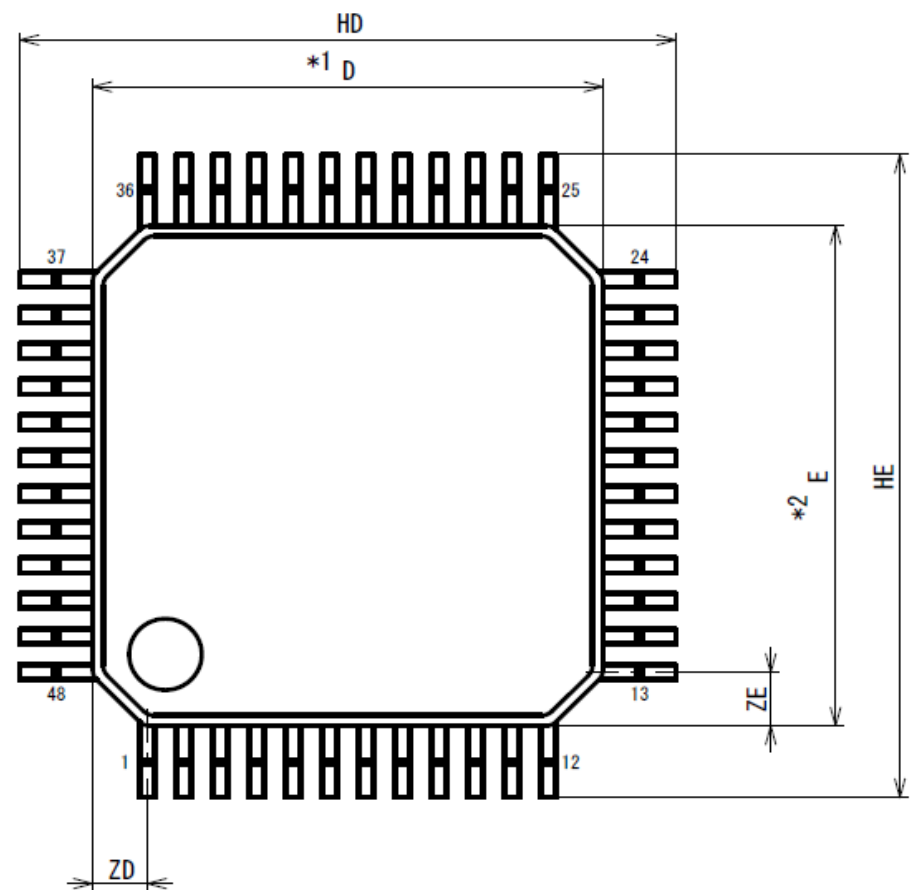
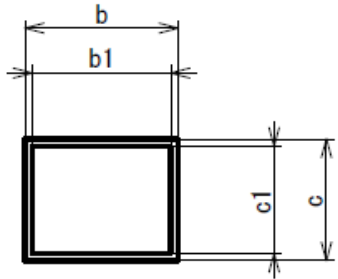


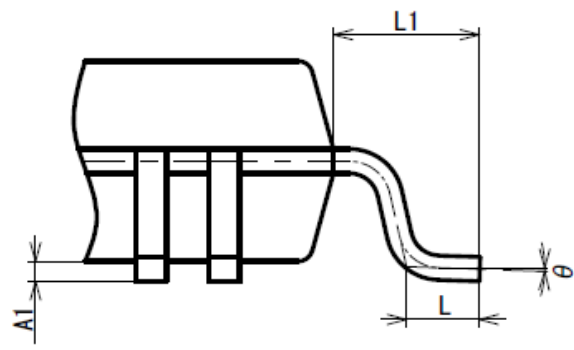
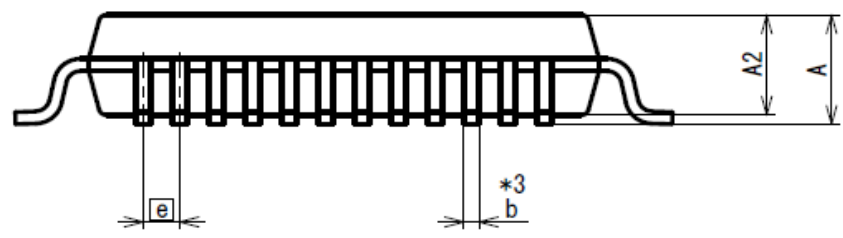
PKG TYPE	PKG CODE
LQFP0707-48	FP-48C



NOTE)
 1. Dimensions "*1 (Nom)" and "*2"
 do not include Mold Flash.
 2. Dimension "*3" does not
 include Trim Offset.
 3. b1, c1 dimensions are to be
 before solder coat.



Terminal cross section



Detail F

Reference Symbol	Dimension in Millimeters		
	Min	Nom	Max
D	—	7.0	—
E	—	7.0	—
A2	—	1.40	—
HD	8.8	9.0	9.2
HE	8.8	9.0	9.2
A	—	—	1.70
A1	0.08	0.13	0.22
b	0.16	0.21	0.26
b1	0.15	0.19	0.23
c	0.12	0.17	0.22
c1	0.11	0.15	0.19
θ	0°	—	8°
[e]	—	0.5	—
ZD	—	0.75	—
ZE	—	0.75	—
L	0.40	0.50	0.60
L1	—	1.0	—